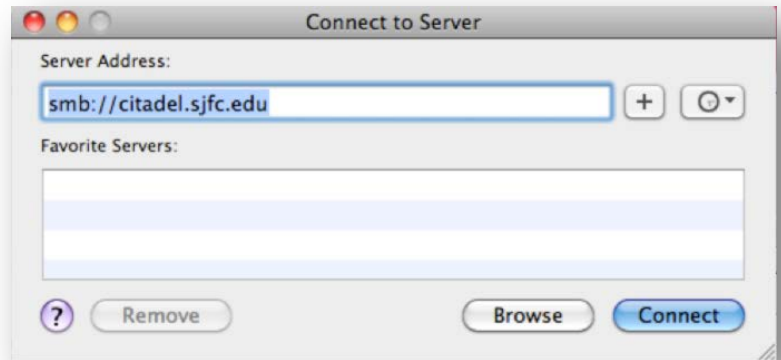
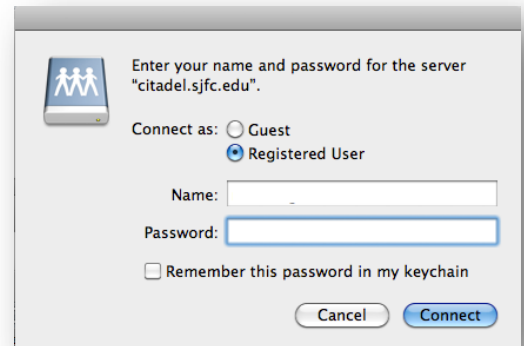


From a **Mac**, how to connect to your Pdrive (personal network space):

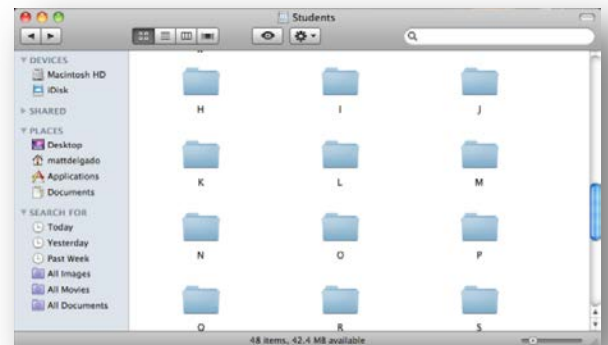
1. With the **Finder** active, from the **Go** menu select **Connect to Server...** or press **Command + K**.
2. Within the **Connect to Server** window enter:
smb://citadel.sjfc.edu within the Server Address field and press **Connect**.



3. From the authentication window, enter your Network credentials (same as email) and press **Connect**.
4. Within the list, select **Students**, **Faculty** or **Staff** and click on **OK**.



5. From the window, select the folder with the first letter of your username and select your drive.



Note: You can see other drives but you only have access to your own.